

[www.HorseTrainingResources.com](http://www.HorseTrainingResources.com)

HSA Press

**Presents:**

**Prof. Jesse Beery's  
Mail Course in Horsemanship**

# **The Four Types of Disposition As Found Among Horses**

# Welcome

Thanks for requesting the “Four Dispositions” book by Prof. Jesse Beery.

Jesse Beery was an excellent horse trainer and trained hundreds of horses over the years. He then started a mail order course as well as his Beery School of Horsemanship.

Much of his training hinges on understanding the disposition of horses. He was able to classify these dispositions into four types. By understanding these dispositions, he teaches you how to approach the training of each type, since each one is unique and needs to be handled differently.

If you can study this book and understand each disposition, you will have gained an insight into horse’s character that few people really grasp. Jesse’s Course on Horsemanship revolves around this understanding.

So – enjoy this short book, learn each disposition type and see if you can’t clearly place your horse into the type as described here.

When you’re ready, come back and purchase the course in the format you prefer (eBook, printed book or audio book).

All the best in your horse training!

Sincerely,

Charlie Hicks

[Charlie@HorseTrainingResources.com](mailto:Charlie@HorseTrainingResources.com)

# *The Four Types of Disposition*

*As Found Among Horses*



BY

**PROF. JESSIE BEERY**


Professional Trainer of Horses for Twenty Years  
Author of Prof. Beery's Mail Course in Horsemanship  
Author of Riding and Training the Saddle Horse  
Designer of the Beery Bit "Four-in-One"

COPYRIGHTED, 1909

BY THE JESSE BEERY CO., PLEASANT HILL, OHIO

No part of this document may be copied, sold or reproduced in any form without the prior written permission of HSA Press. Copyright 2006 Charlie Hicks, HSA Press All rights Reserved

[www.HorseTrainingResources.com](http://www.HorseTrainingResources.com)



TYPE No.1

## TYPE No.1

### DESCRIPTION



No.1 has a very kind eye. The head is uniform and lean. It is broad between the eyes and with plenty of room from the eyes to the top of the head. The ears are well formed, wide apart at the base and projecting from the head at an angle, never vertical.

### DISPOSITION

This type is easily trained, adapting itself quickly to various conditions. It is not easily frightened nor provoked to stubbornness and revenge. It takes the trick training easily and is the kind that soon becomes the family driver or the general purpose horse for the boy. In a few words it is teachable, kind and obedient.

### TREATMENT

If you find a horse of this type with a bad habit it has been brought about by a severe accident or very foolish or ignorant handling. Horses like the best of people may in self-defense be driven to desperate acts. If a horse of this type is found with a bad habit it should be treated with the double Safety Ropes.



TYPE No. 2

## TYPE No. 2

### Description


The principal marks indicating this type are, a bulge between and below the line connecting the eyes; a heavy jowl, and a thick throat latch. The fullness between the eyes is the most common mark and varies in size from a large ridge causing the eye to appear set in the side of the head, to a slight fullness breaking the uniformity of the line of the face.

### DISPOSITION

No.2 is difficult to conquer, when once his wilfulness crops out and it usually finds occasion to do so. It requires a long time to train him, for he is persistent. He does not give up easily. You will have to work hard for he will take it easy when you allow him to do as he pleases, and, will resist you by lying down or sullenly standing, doing nothing, while you try to force him. In fact, nearly all his resistance except rearing, will be of that kind. When mad, his senses become blunted and he apparently has no feeling. You may inflict the most severe punishment when he once gets “set” without moving him in the least. If he does not move at the first two or three strokes of the whip, additional strokes will only make him worse. It will take a positive course of subjective treatment to make him submissive.

### Subjection

Avoid as much as possible the things that provoke him and use the Safety Rope and Guy Line as instructed on page 42, Book 2, of Prof. Beery’s Course in Horsemanship.



Type No. 3

## TYPE NO. 3

### DESCRIPTION

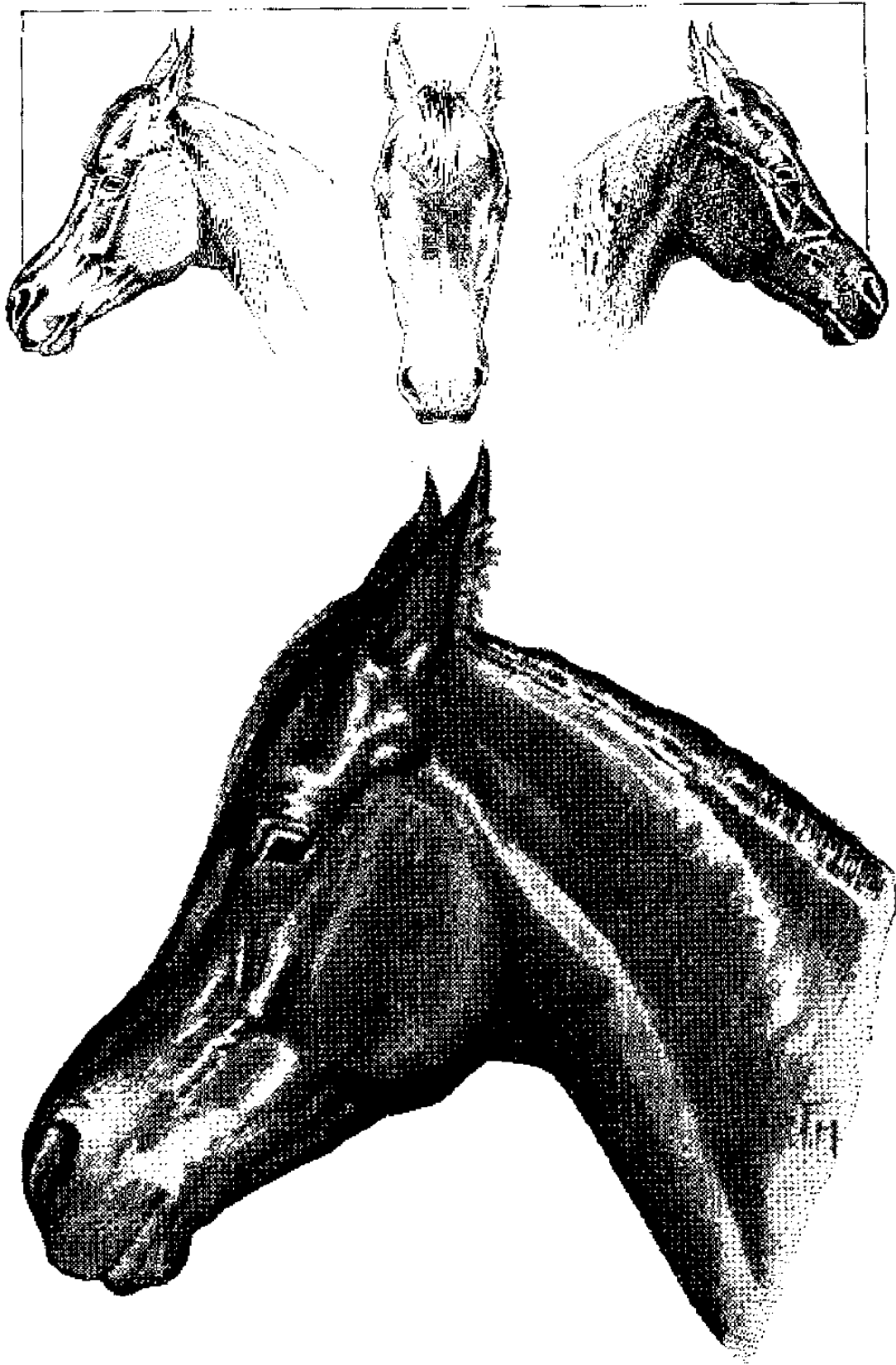
The prominent mark of this type is the position and appearance of the eye. The eye projects both forward and side ways causing it to be well out of the "corner" of the head practically enabling it to see both before and behind at the same time. There is a furrow between the eye, near the front corner of each sometimes deep enough to lay the finger in without projecting further than the eyes. The eyes are large and have a staring frightened look quite different from the mild appearance of No.1.

### DISPOSITION

No. 3. The third type is quick to act, and acts with all the power it has. It will resist any attempt to restrain it. It will resist the harness, the appliances or anything else that limits its freedom. It fights hard from the very beginning. Where type No. 2 allowed you to do all the work, type No. 3 will do the work itself, and you need but to control its movements. This type acts through fear and nervousness. It is easily frightened and, therefore, has a strong tendency to develop the habits of shying and running away. If restrained so that it can not get away, it will probably kick itself loose. This type very seldom balks. Although it resists hard, it is soon conquered, and, when once overcome, surrenders unconditionally.

### SUBJECTION

The treatment of this type for general subjection is given on page 43-44-45 of Book 2, in Prof. Beery's Mail Course in Horsemanship.



Type No. 4.

## TYPE No. 4

### DESCRIPTION

This type has a very prominent forehead, small pig eye and a dish face. His ears are usually rough and very hairy inside.

### DISPOSITION

The fullness of the forehead indicates a disposition to bolt. The small eyes indicate treachery and the dish face stubborn revenge. This type is the bulldog type. He acts without any apparent cause and when you least expect it. He is the criminal of the horse race. There is nothing a horse can do that he will not do when stirred up.


He will act nice once or twice just to get the opportunity to smash you. He has to be conquered not once but many times.

### SUBJECTION

A description of the proper method for subduing this type is given on pages 46-47 of Book 2 of Prof. Beery's Mail Course on Horsemanship.


## Combination of Types

It is very seldom that you find a horse that comes entirely under anyone type described. Most horses are a combination of two or more types.



Types 3 and 2 almost equally divided.

Type No. 1 represents the ideal or perfect head, and, like people, is not often found. Do not be too quick to place a favorite colt or an old pet family horse in this type, simply because you know it to be perfectly gentle and trustworthy. The natural tendency of your old horse has been overcome by years of training




Type 3.

You will be surprised when you observe closely a great number of the horses' heads how few strictly No.1 types are to be found. By far the greater number of horses have No.2 or No.3 predominating. In some localities No.2 will predominate above all others, and in other localities No.3, because certain breeds have a tendency to run to certain types.

Type No, 4 is like ill-natured, vicious people, they do exist, but they are few. You will very seldom find a horse wholly in type No.4, or in any other one type. Some phase of the type, such as the "pig eye," slightly dished face, or long hairy ears will be found in combination with some phase of the other types. Very seldom does type No.4 predominate in the combination.

Some examples of combination of types are as follows: An excellent forehead similar to No.1 and a slight bulge extending up between the eyes. This indicates a combination of types 2 and 1. The horse may be very teachable and kind but the fullness tells you that some time you may want to go one way when it wants to go the other. You will then have the

characteristics of No. 2 shown by a well developed balk or by pulling stubbornly to one side.



Types 3 and 2

## How to Handle Different Combinations of Types

Horses that belong in a combination of types 3 and 2, should first be given general subjection – that is, the method of disabling and throwing should be used first, then followed by the use of the safety rope.


Look out for nervousness and considerable wilfulness; be prepared to use the guy-line.

If a horse belongs in types 2-3 use the method of disabling and throwing first. A horse with No.2 type predominating will not fight this method as hard as one in which No. 3 predominates, but after being thrown a time or two will simply drop over on his side. Before he reaches that stage, stop this method of subjection, put on the foot straps, knee pads, safety rope, bridle and lines, and a guy-line and handle a great deal like you would a strictly No.2 type for his resistance will be very similar. You need to look out for a little nervousness.

If a horse belongs in types 3-4 use the method of disabling and throwing first, follow with “halter-pulling hitch,” then with safety rope and use the “halter pulling rope,” in place of the guy-line.

A horse of this character will be somewhat nervous, reckless and with a tendency to rear and bolt and kick viciously, without much warning. He will also be inclined to treachery.

If the types are reversed, that is No.4 and No. 3, he will be more treacherous, ill-natured, reckless and unsteady that if type No. 3 predominated and it will take much longer to make him tractable.



Types 2 and 3

There are other combinations of types that could be covered here in this general description, but it is hardly necessary to do so, for you will readily see that where two different types are combined in one horse he should be handled to overcome the bad tendencies of both and the predominating, or stronger type, will be the one that must be considered most.

